



medical **ECONET**
GERMANY

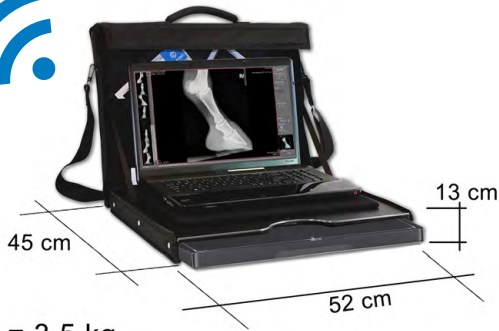


mex+1417LGW

The Hybrid Digital Radiography System


- Flexible use as **wireless or wired** system
- **Excellent image quality** due to CsI and 4,3 lp/mm
- High DQE enable **extreme low radiation dose**
- Complete wireless solution with integrated **AP (Access Point) Mode**
- Compatible with every X-ray system due to **Automatic Exposure Detection (AED)**
- Suitable for **mobile and stationary use** with imaging area of 36 cm x 43 cm
- Retrofit use due to **ultra-thin cassette size** of 1,5 cm
- **Liquid and dust protection** (IP68)

Mobility components of the meX+ 1417LGW



📦 = 3,5 kg

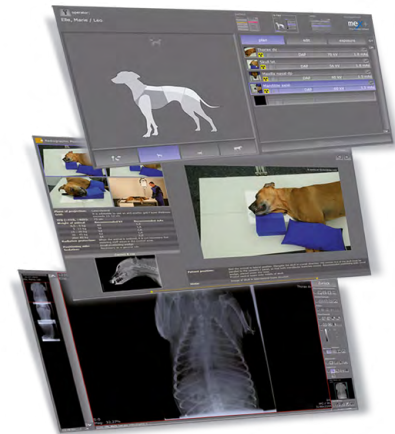
Highest Mobility due to light-weight carrying bag for save and pleasing transportation.




All-In-One-Solution for complete X-ray system incl. generator and height-adjustable laptop holder

meX+ Image Acquisition Software

- Always perfect images with easy handling
- Integrated, automatic image optimization
- Fully integrated positioning guide
- Bones and soft tissues in one picture
- Create patient CDs with a free viewer
- Adjustment to almost any language possible
- Modern graphical user interface
- Integrated touchscreen function
- Safe and fast registration of emergency patients
- Storage of recurring examination procedures as macros



Dimensions



Specifications

Interface	wireless and wired
Scintillator	Cesium-Iodide (CsI)
Dimensions	384 x 460 x 15,6 mm
Active Pixel Area	358,40 x 430,08 mm
Weight	3,0 kg (incl. battery)
Pixel Pitch	140 µm
Resolution	4,3 lp/mm
Detective quantum efficiency	68% DQE at 0,1lp/mm
A/ D Conversion	16 bit
Pixel Number	2560 x 3072
Energy Range	40 - 150 kV
Battery operating time	~ 7,5 hours



medical **ECONET**

Im Erlengrund 16, 46149 Oberhausen - Germany

t: +49 (0) 208 377 890-0 info@medical-econet.com

f: +49 (0) 208 377 890-55 www.medical-econet.com

facebook.com/medicaleconetgermany

Distributor

*Subject to changes

ME-ENG-V-25-MEX1417LGW-02-25